



ORION TELECOM NETWORKS INC.

**16xE1 Splitter (120 Ohms)
16xT1 Splitter (100 Ohms)**

Product Brochure

Headquarters: Phoenix, Arizona

Orion Telecom Networks Inc.

20100, N 51st Ave, Suite B240,
Glendale AZ 85308
Phone: +1 480-816-8672
Fax: +1 480-816-0115
E-mail: sales@oriontelecom.com
Website: <http://www.oriontelecom.com>

Regional Office: Miami, Florida

Orion Telecom Networks Inc.

4000 Ponce de Leon Blvd. Suite 470,
Coral Gables, FL 33146 U.S.A.
Phone: 1-305-777-0419,
Fax: 1-305-777-0201
E-mail: sales@oriontelecom.com
Website: <http://www.oriontelecom.com>

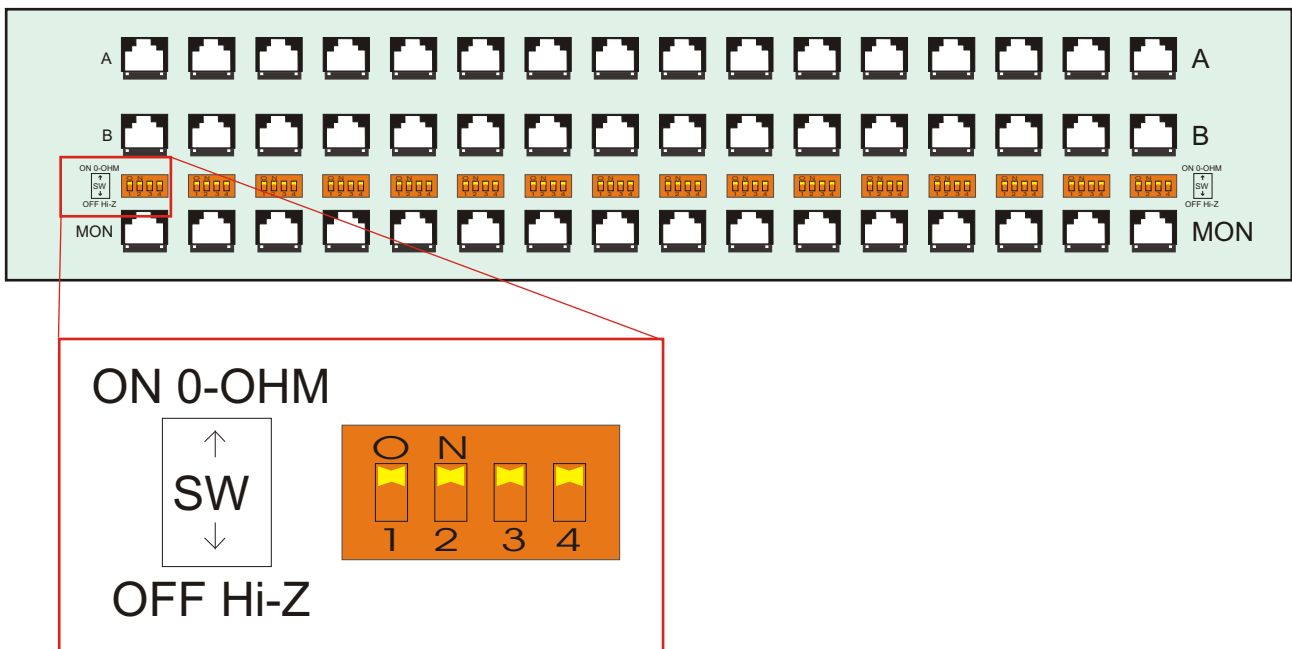
What does it do?

The 16 x E1/T1 (120/100 Ohms) Splitter “Splits” the E1/T1 signal that it receives between two E1/T1 ports, by monitoring the same E1/T1 signal on two ports, simultaneously.

Application - Where is it used?

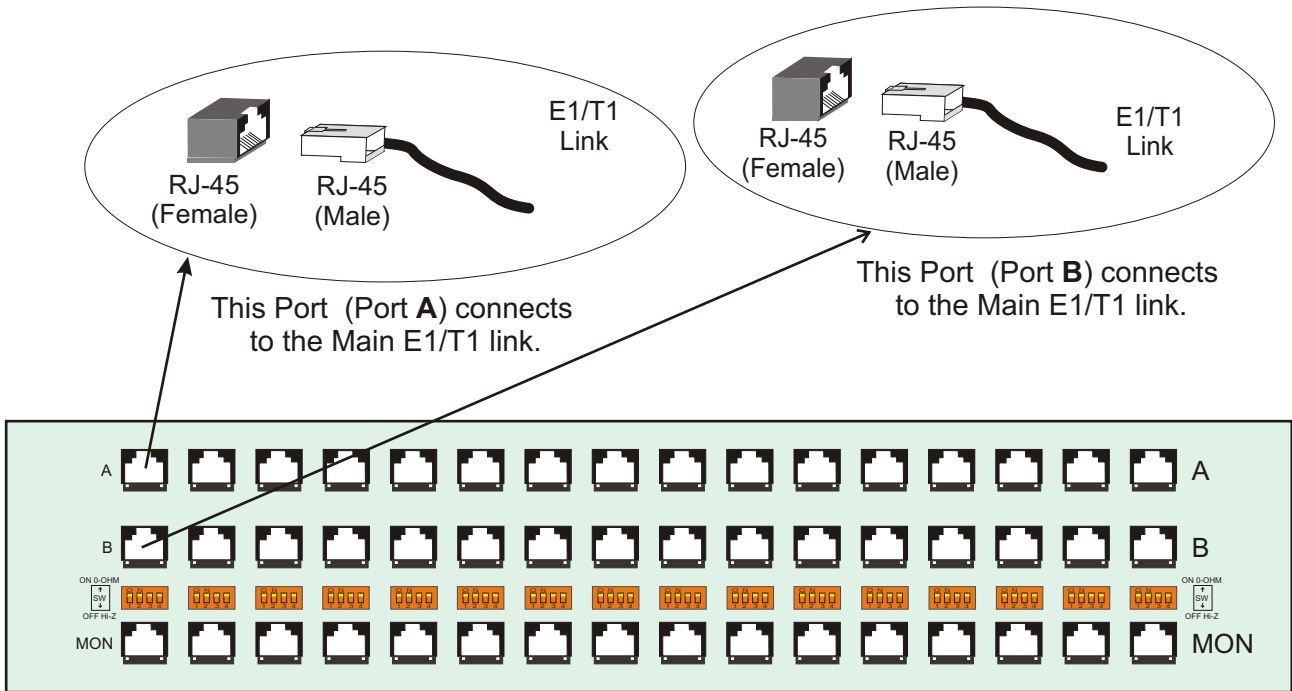
The 16 x E1/T1 Splitter may be used in application that require the E1/T1 signal input to be simultaneously connected to active terminal equipment, while at the same time connecting it to “shadow” equipment such as call loggers, voice call recorders, data recorders or any other links such equipment that does not load the active E1/T1 link in any way and connects to the live E1/T1 links non-intrusively.

Switch settings for splitter



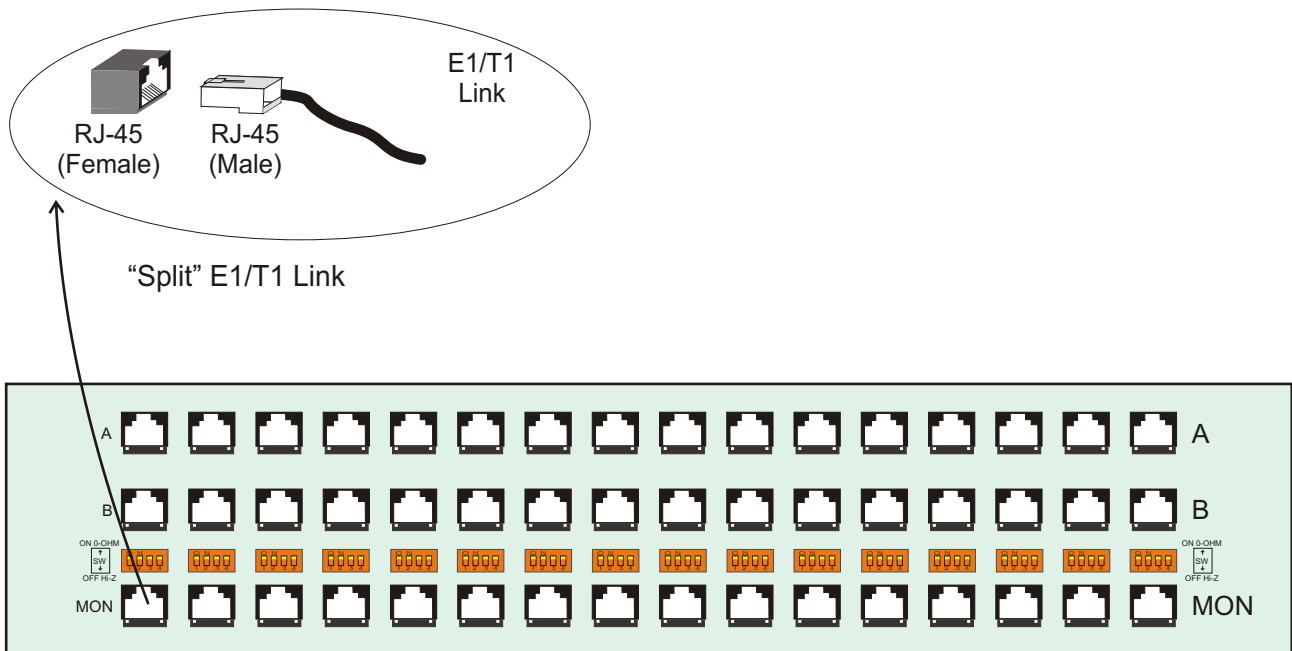
All four DIP switches must be set to **ON** position for Splitter application.

Connecting E1/T1 Main Link on Splitter



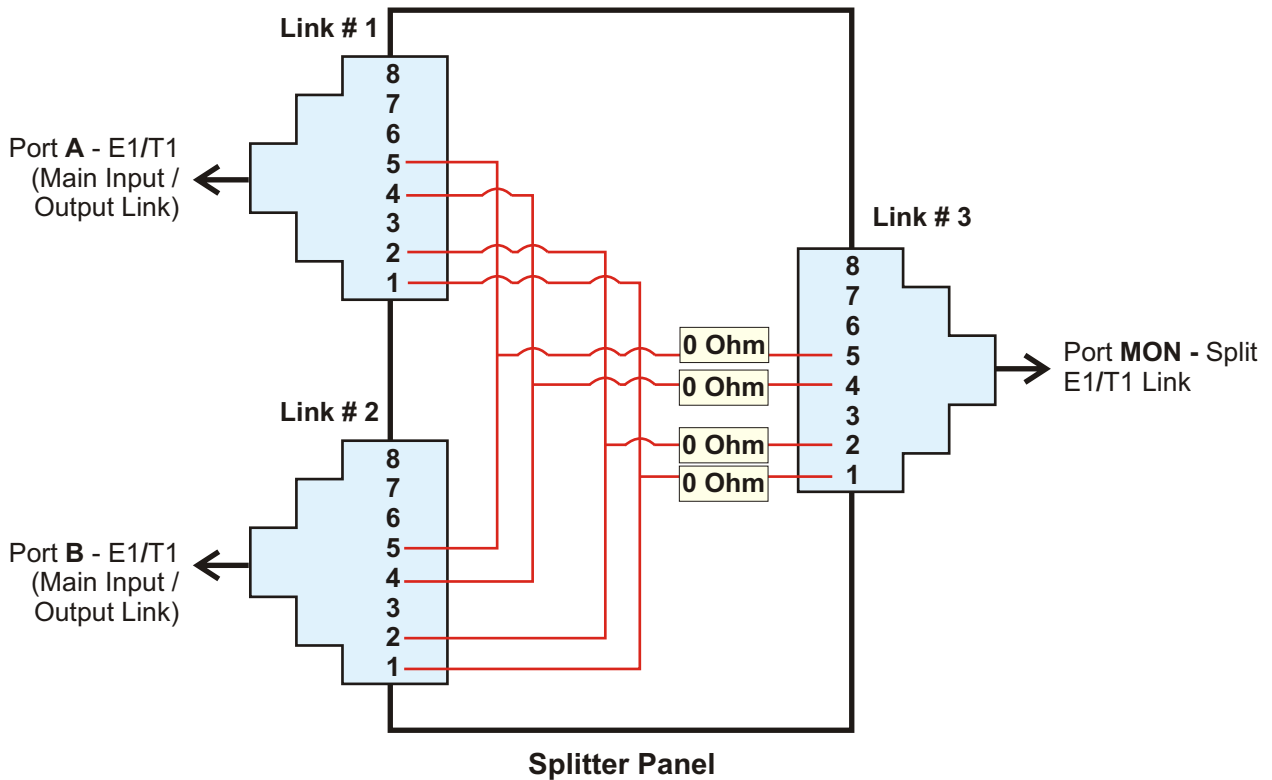
The RJ-45 Connectors in the Row marked Row **A** and Row **B** are used for patching the Data IN/Data OUT from the Main E1/T1 link.

Connecting “Split” E1/T1 Link on the Splitter



The RJ-45 Connectors in the Row marked **MON** provides the Split mirror image of the MAIN E1/T1 link patched between the RJ-45 connectors on Row A and Row B.

16 x E1/T1 Splitter (120/100 Ohms) Panel - Circuit Schematic



The normal (0 Ohms) resistive output is provided on the Monitoring (MON) Port of the Splitter for connecting to the call loggers, voice call recorders, data recorders or any other such E1/T1 equipment.

Pinout Details of RJ-45 for E1/T1 Port

RJ-45 (Female) Pin #	Signal in RJ-45 (Female)
1	Data In / Data Out
2	Data In / Data Out
4	Data Out / Data In
5	Data Out / Data In

Mechanical Specification

Rack Mounting	Standard 19 Inch. DIN Rack
Height	90 mm.
Depth	45 mm.
Width	485 mm. (with mounting brackets)
Weight	1.4 kg.

Ordering Information

S. No.	Part #	Product Description
1	VCL-1240-SPLIT-120-100-RJ45F-16	16 x E1/T1, 120/100 Ohms RJ-45 (F) Splitter Panel 19" Metal case 2U High Rack Mount Version with Hardware Set [RJ-45 cables not included]

Revision 08 - August 13, 2012

Headquarters: Phoenix, Arizona

Orion Telecom Networks Inc.

20100, N 51st Ave, Suite B240,
Glendale AZ 85308
Phone: +1 480-816-8672
Fax: +1 480-816-0115
E-mail: sales@oriontelecom.com
Website: http://www.oriontelecom.com

Regional Office: Miami, Florida

Orion Telecom Networks Inc.

4000 Ponce de Leon Blvd. Suite 470,
Coral Gables, FL 33146 U.S.A.
Phone: 1-305-777-0419,
Fax: 1-305-777-0201
E-mail: sales@oriontelecom.com
Website: http://www.oriontelecom.com