



ORION TELECOM NETWORKS INC.

16 x E1, 120 Ohms DB37 (F) to 75 Ohms BNC (F) Converter Panel

Product Brochure & Data Sheet

Headquarters: Phoenix, Arizona

Orion Telecom Networks Inc.

16810, Avenue of the Fountains,
Suite # 108, Fountain Hills, AZ 85268 U.S.A.
Phone: +1 480-816-8672,
Fax: +1 480-816-0115
E-mail: sales@oriontelecom.com
Website: <http://www.oriontelecom.com>

Regional Office: Miami, Florida


Orion Telecom Networks Inc.

4000 Ponce de Leon Blvd. Suite 470,
Coral Gables, FL 33146 U.S.A.
Phone: 1-305-777-0419,
Fax: 1-305-777-0201
E-mail: sales@oriontelecom.com
Website: <http://www.oriontelecom.com>

16 x E1, 120 Ohms DB37 (F) to 75 Ohms BNC (F) Converter Panel

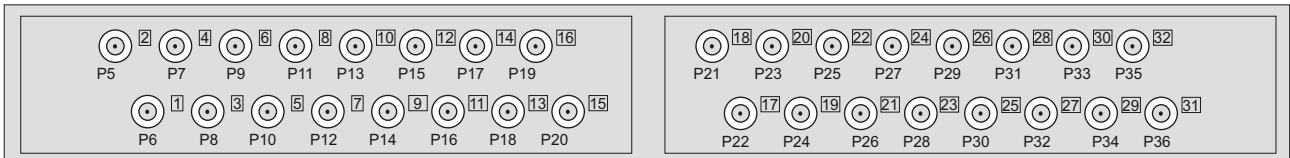
Product Overview

The 16 x E1, 120 Ohms DB37 (F) to 75 Ohms BNC (F) Converter Panel allows 16x E1 (75 Ohms) twisted pairs (DB37 connector) to be patched to 16x E1 (75 Ohms) BNC connections.



Front View - 16 x E1, 120 Ohms DB37 (F) to 75 Ohms BNC (F) Converter Panel

At the front of the 16 x E1, 120 Ohms DB37 (F) to 75 Ohms BNC (F) Converter Panel, 32 x BNC (Female) connectors are provided.



Front View

Back View - 16 x E1, 120 Ohms DB37 (F) to 75 Ohms BNC (F) Converter Panel

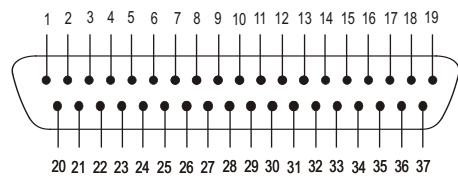
At the back of the 16 x E1, 120 Ohms DB37 (F) to 75 Ohms BNC (F) Converter Panel, 2 x DB-37 (Female) connectors are provided.



Back View

DB-37 (F) to BNC (F)

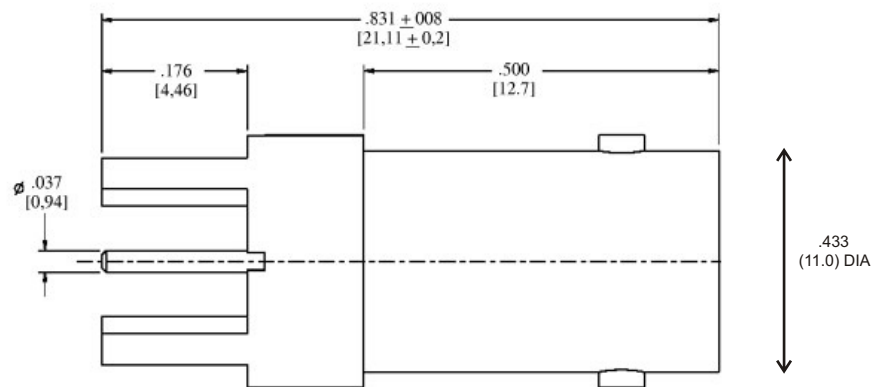
Back	37 Pin Female (Dual-Row)
Front	BNC (F)
Type of cable	Twisted pair single-stand
No. of pairs per DB37	16
Connection	As per details given below



37 Pin (D-Type) - Pin Assignment view from front side

Female Connector

BNC Connector Specifications



Mechanical Drawing - BNC Female Connector

Material and Plating:

Body	Brass, gold plated
Center contacts	Phosphor bronze, gold plated
Insulators	PTFE

Electrical Characteristics:

Characteristic impedance	75 Ohms
Working Voltage	330 V
Frequency range	0-1 GHz
Contact resistance initial value	Center contact: 10m ohm Outer contact: 5m ohm
Dielectric withstanding voltage	1000 V
Insulation resistance	10000 M

Pinout Details

Pin #	DB-37 (F) End 1	BNC Connector	BNC Connector (End 2)	Description
1	Ring	1	Ring	E1 Port-1
20	Tip	1	Tip	E1 Port-1
2	Ring	2	Ring	E1 Port-1
21	Tip	2	Tip	E1 Port-1
3	Ring	3	Ring	E1 Port-2
22	Tip	3	Tip	E1 Port-2
4	Ring	4	Ring	E1 Port-2
23	Tip	4	Tip	E1 Port-2
5	Ring	5	Ring	E1 Port-3
24	Tip	5	Tip	E1 Port-3
6	Ring	6	Ring	E1 Port-3
25	Tip	6	Tip	E1 Port-3
7	Ring	7	Ring	E1 Port-4
26	Tip	7	Tip	E1 Port-4
8	Ring	8	Ring	E1 Port-4
27	Tip	8	Tip	E1 Port-4
9	Ring	9	Ring	E1 Port-5
28	Tip	9	Tip	E1 Port-5
10	Ring	10	Ring	E1 Port-5
29	Tip	10	Tip	E1 Port-5
11	Ring	11	Ring	E1 Port-6
30	Tip	11	Tip	E1 Port-6
12	Ring	12	Ring	E1 Port-6
31	Tip	12	Tip	E1 Port-6
13	Ring	13	Ring	E1 Port-7
32	Tip	13	Tip	E1 Port-7
14	Ring	14	Ring	E1 Port-7
33	Tip	14	Tip	E1 Port-7
15	Ring	15	Ring	E1 Port-8
34	Tip	15	Tip	E1 Port-8
16	Ring	16	Ring	E1 Port-8
35	Tip	16	Tip	E1 Port-8

Mechanical Specifications

Rack Mounting	Standard 19 Inch. DIN Rack
Height	50 mm.
Depth	105 mm.
Length	485 mm. (with mounting brackets)
Weight	1.6 kg.

Ordering Information

16 x E1, 120 Ohms DB37 (F) to 75 Ohms BNC (F) Converter Panel			
S.No.	Part #	Product Description	Qty
1.	1514-1513-CON-120-DB37F 75-BNCF-16	16 x E1, 120 Ohms DB37 (F) to 75 Ohms BNC (F) Converter Panel 19" Metal case 1U High Rack Mount Version	1

Technical specifications are subject to changes without notice.
Revision 4 - January 04, 2013

Headquarters: Phoenix, Arizona

Orion Telecom Networks Inc.

16810, Avenue of the Fountains,
Suite # 108, Fountain Hills, AZ 85268 U.S.A.
Phone: +1 480-816-8672,
Fax: +1 480-816-0115
E-mail: sales@oriontelecom.com
Website: http://www.oriontelecom.com

Regional Office: Miami, Florida

Orion Telecom Networks Inc.

4000 Ponce de Leon Blvd. Suite 470,
Coral Gables, FL 33146 U.S.A.
Phone: 1-305-777-0419,
Fax: 1-305-777-0201
E-mail: sales@oriontelecom.com
Website: http://www.oriontelecom.com