



ORION TELECOM NETWORKS INC.

VCL-EC™
E1, Voice Echo Canceller
(Upto 10 Echo Cancellers Per Chassis)

E1, VCL-EC

Product Brochure & Data Sheet

ORION TELECOM NETWORKS INC.

16810, Avenue of Fountains, Suite # 108,
Fountain Hills, AZ 85268, USA

Phone: +1 (480) 816 8672

Fax: +1 (480) 816 0115

E-mail: sales@oriontelecom.com

Website: <http://www.oriontelecom.com>

INDEX

| S. No. | Particulars | Pg. No. |
|--------|--------------------------|---------|
| 1 | Product Overview | 3 |
| 2 | Features and Highlights | 5 |
| 3 | Application Diagrams | 6 |
| 4 | Front View | 9 |
| 5 | Technical Specifications | 10 |
| 6 | Support | 12 |



Product Overview

Orion Telecom Networks. Provides robust and cost effective E1 and T1 Echo Cancellers and voice quality enhancement solutions for the long distance, wireline, wireless, (GSM, CDMA), VoIP, satellite and radio communications.

The VCL-EC, E1 Echo Cancellers are offered to provide cancellation of 64ms./128ms. (user selectable) echo tails. The Echo Canceller equipment is compliant to ITU-T G.164, G.165, G.168 (2000/2002) requirements for echo cancellation.



**E1 Echo Cancellers - 3U Version
(Upto 10 Echo Canceller per Chassis)**

The Echo Canceller solution offer carrier-grade voice quality per AT&T Voice Quality Assessment Lab. The Echo Canceller supports fax/modem G.164 and G.165 (2100 Hz) tone disable function.

Signaling

The E1 Echo Canceller supports the following signaling protocols: 30B+D PRI ISDN (Euro ISDN) signaling, 31B (31 voice channels) with out-of-band signaling, R2 CAS signaling, SS7 signaling (on any user selected time-slot). All signaling options are User Selectable/User Configurable.

Redundancy

The Echo Canceller is equipped to offer redundant power supply (optional).

Remote monitoring and control

The equipment offers RS232 serial interface for configuration through a PC COM Port, and an Ethernet (10BaseT) interface for remote LAN configuration and monitoring which allows the user to monitor and configure the equipment over a TCP-IP network from anywhere in the world.

Fault Recovery

The Echo Canceller equipment offers fault recovery feature. It offers automatic by-pass upon power-supply failure/removal power supply. (i.e. it offers E1 circuit by-pass in the event of power supply failure).

Types of E1 Echo Cancellers Offered

User Selectable:

- **128ms** - Unidirectional (cancels the echo with upto 128ms tail at the far end).
- **64ms** - Bidirectional (cancels the echo with upto 64ms tail in both directions).

VCL-EC™ Voice Echo Canceller - Technical Highlights

- Provides voice echo cancellation of up to 64ms. bidirectional/128ms. unidirectional - User Selectable/User Programmable.
- Meets ITU-T G.168 (2000/2002) requirements for echo cancellation.
- Signaling protocols supported: 30B+D PRI ISDN (Euro ISDN) signaling, 31B (31 voice channels) with out-of-band signaling, R2 CAS Signaling, SS7 signaling (on any user selected time-slot). All signaling options are User Selectable/User Programmable
- Redundant Power Supply (Optional).
- The Echo Canceller supports fax/modem G.164 and G.165(2100 Hz)tone disable.
- Offers RS232 serial interface for external PC COM port and Ethernet (10Base-T) interface for remote LAN.
- Non-linear Processor with Comfort Noise Insertion.
- Automatic by-pass upon power supply failure/removal of power supply.
- Fully integrated independent 30-channel voice echo canceller.

Applications for the E1 Voice Echo Cancellor

Datacomm Applications

- Voice over Frame Relay
- Voice over ATM
- Voice over Internet/LAN (VoIP)

Central Office and PBX Applications

- Network Trunks
- Echo Cancellor Pool
- Common Equipment
- Audio Conferencing Bridges

Voice Over ATM Applications

- A multi-channel echo canceller resource or pool is shared among many channels to reduce cost
- Echo cancellation is done at a DS0 level

Satellite Communications Applications

- Digital Circuit Multiplication Equipment (DCME)

Wireless Applications

- Digital Cordless and Cellular Basestations
- GSM, CDMA
- Access Controllers

Voice Over Frame Relay, ATM Applications

- Frame Relay and ATM routers and switches introduce large, variable and unpredictable delays
- Echoes from the Public Switched Telephone Network (PSTN) in combination with the delays from Frame Relay and ATM equipment yield objectionable speech quality

Quad E1 VCL-EC, E1 Echo Cancellor Advantage

USER PROGRAMMABLE tail-side. Echo Cancellers are always required to be installed, such that, the tail-side of the echo canceller always faces towards the source of the echo. Our E1 Echo Cancellers have a User Configurable tail-side so that the user may remotely change the direction of the tail-side of the echo canceller - without having to physically change the E1 connections on the echo canceller card.

USER PROGRAMMABLE Signaling Option. Our echo cancellers provide user programmable E1 signaling options. The E1 signaling protocols that we support are 30B+D PRI ISDN (Euro ISDN) signaling, 31B (31 voice channels) with out-of-band signaling, R2 CAS signaling, SS7 Signaling (on any user selected time-slot). All signaling options are user selectable.

Quad E1 VCL-EC, E1 Echo Cancellers Support 2100 Hz fax/analog data modem tone detection and echo canceller disabling on all channels. For dedicated digital data or video channels, if you wish to assign certain specific times-slots of the E1 circuit for dedicated video you may do so, using our E1 Echo Cancellers. Our E1 Echo Cancellers allow the user to PROGRAM/ASSIGN dedicated time-slots for digital data or video transmission. The user may specify/define the dedicated data channels so that they are always by-passed from the echo cancellation circuitry - leaving those dedicated time-slots for digital data communication/dedicated video transmission only.

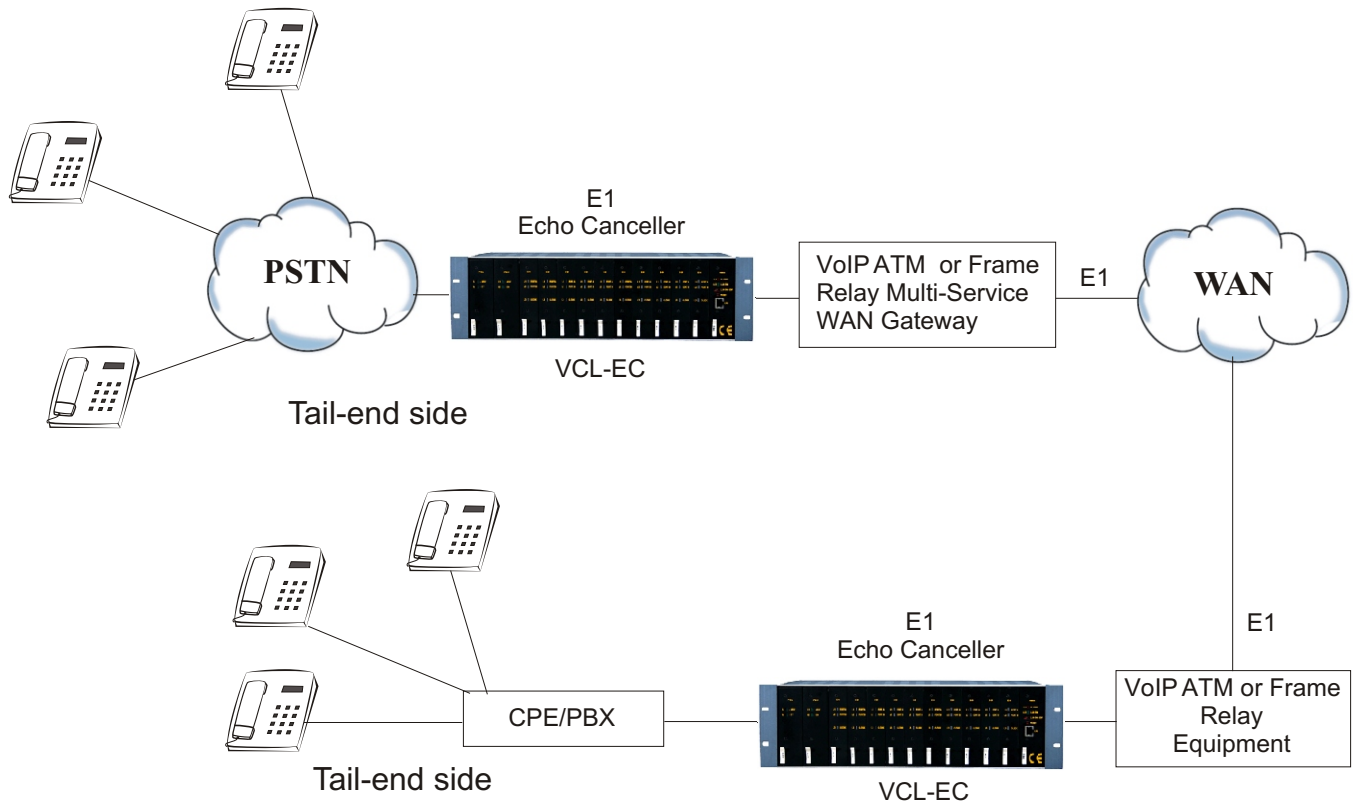
USER PROGRAMMABLE dedicated data channels. The user may specify/define the dedicated data channels so that they are always and completely by-passed from the echo cancellation circuitry - leaving those specifically assigned dedicated time-slots for digital data transmission (including video transmission).

VCL-EC, E1 Voice Echo Cancellor - Features and Highlights

- User Selectable - 128ms. - unidirectional or 64ms. - bidirectional. The user selection is made through a user configurable software interface command
- Compliant to ITU-T G.164, G.165, G.168 2000, G.168 2002) requirements
- Carrier-grade voice quality per AT&T Voice Quality Assessment Lab
- Fax/Modem G.164, G.165 - 2100 Hz tone disable as per ITU-T G.164/G.165 Recommendations. Allows fax and analog modem data transmission through automatic echo cancellation enable/disable function
- Disable tone detection supported on all audio paths
- Fully integrated independent 30-channel voice echo canceller
- Option for user to select data or voice channels for selective echo cancellation. This feature allows the user to use selected time-slots for data transmission to enable digital data/CCS signaling transmission
- Transmission (data mode), while keeping the echo cancellation "ON" on the remaining time-slots (voice mode), on which echo is required to be cancelled
- E1 Circuit by-pass in event of power supply failure. This feature enables the by-pass of the E1 Circuit in the event of power failure. This ensures continuous signal even if the power to the echo canceller fails
- E1 circuit by-pass on power failure
- E1 circuit by-pass on Echo Cancellor card removed. This feature allows the user to by-pass the E1 circuit by simply removing the echo canceller card. E1 circuit connects "through" as soon as echo canceller is removed from its slot
- Non-linear processor with adaptive suppression threshold and comfort noise insertion
- Programmable double-talk detection threshold
- Narrow-band signal detection
- Adjustable gain/loss settings on all channels. Provides the user the flexibility to adjust and optimize the voice and transmit receive levels
- Signaling Support:
 - 30B+D PRI ISDN (Euro ISDN) signaling
 - 31B (31 voice channels) with out-of-band signaling
 - R2 CAS signaling
 - SS7 signaling (on any user selected time-slot)
 - All signaling options are User Selectable/User Configurable
- Redundant Power Supply (Optional)
- Non-linear Processor with Comfort Noise Insertion
- TCP/IP remote access for remote configuration and control
- Assures operability with V.32/V.32bis/V.34 modem and fax transmissions. Conforms to standards assuring proper public network operation and facilitating system integration
- Removes residual echo and minimizes switching effects thereby providing high perceived speech quality. Unique design provides the industry's best sounding single chip echo canceller
- Ensures echo canceller maintains excellent performance at all times in the presence of non-echo voice signals. Useful for trunks that have very low echo-returns loss
- Ensures echo canceller maintains excellent performance at all times in presence of tones or signals including DTMF tones
- Instability detector suppresses variable pitched ringing or oscillation
- Path change detect permits fast re-convergence when a major change occurs in the echo channel
- User selectable tail-end side. This feature allows the user to select the "tail-end" side of the echo canceller. The "tail-end" side of echo canceller is that part of the network which generates/causes to generate the echo. Unidirectional echo cancellers must always be installed on far-end of any network from the point at which an echo is being heard. The "tail-end" side must always face the "Source Side" of the network which is generating the echo. Ideally suited to handle most echo situations
- Usable in telecommunications systems worldwide. Able to interface in most systems where linear samples are available

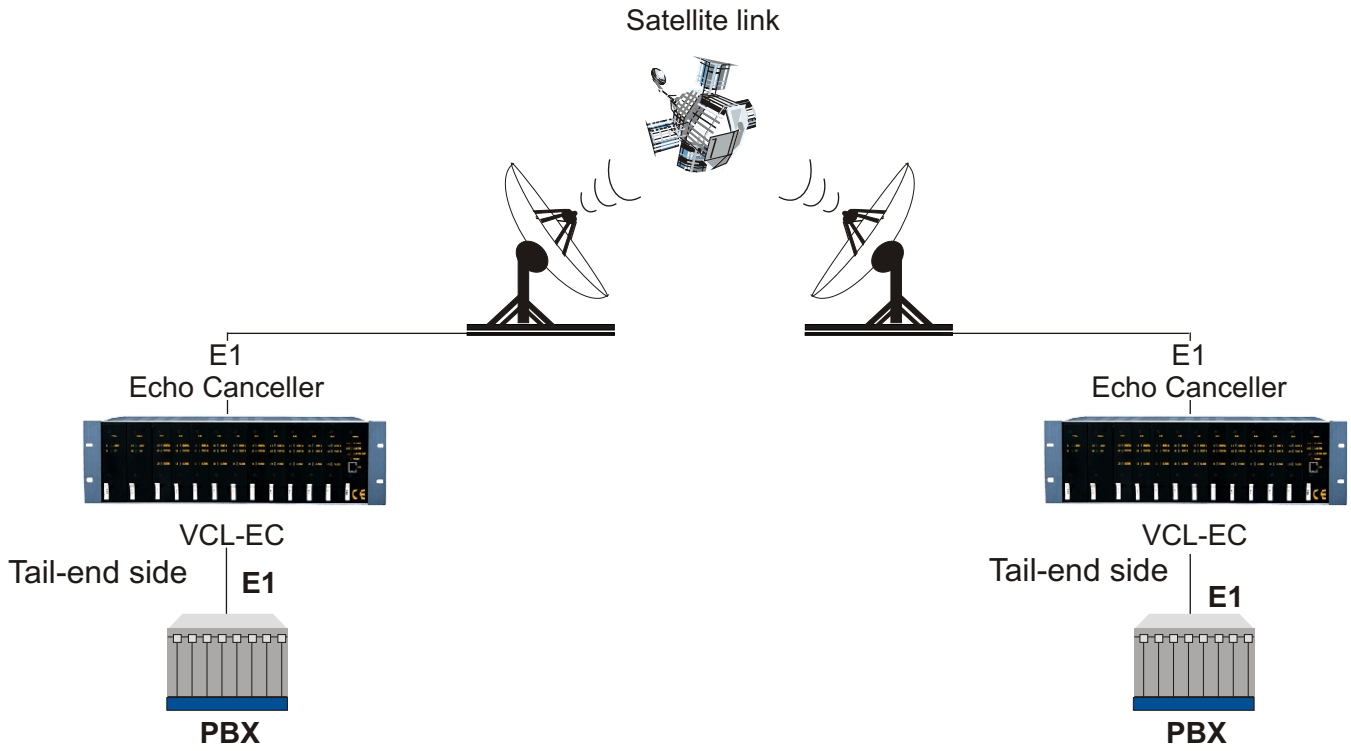
Application Diagrams

Application 1



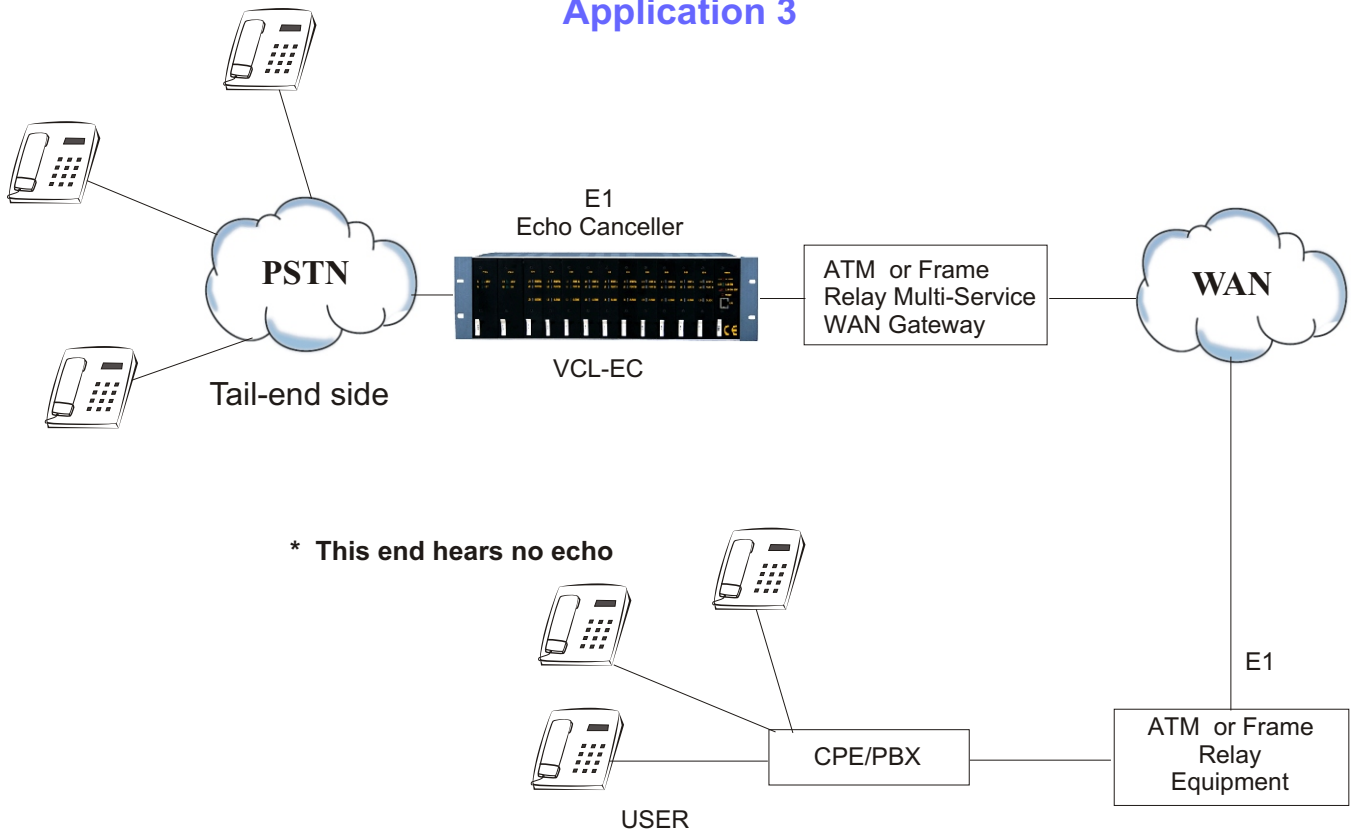
To cancel the echoes at both ends of the network with two 128ms. unidirectional echo cancellers.

Application 2



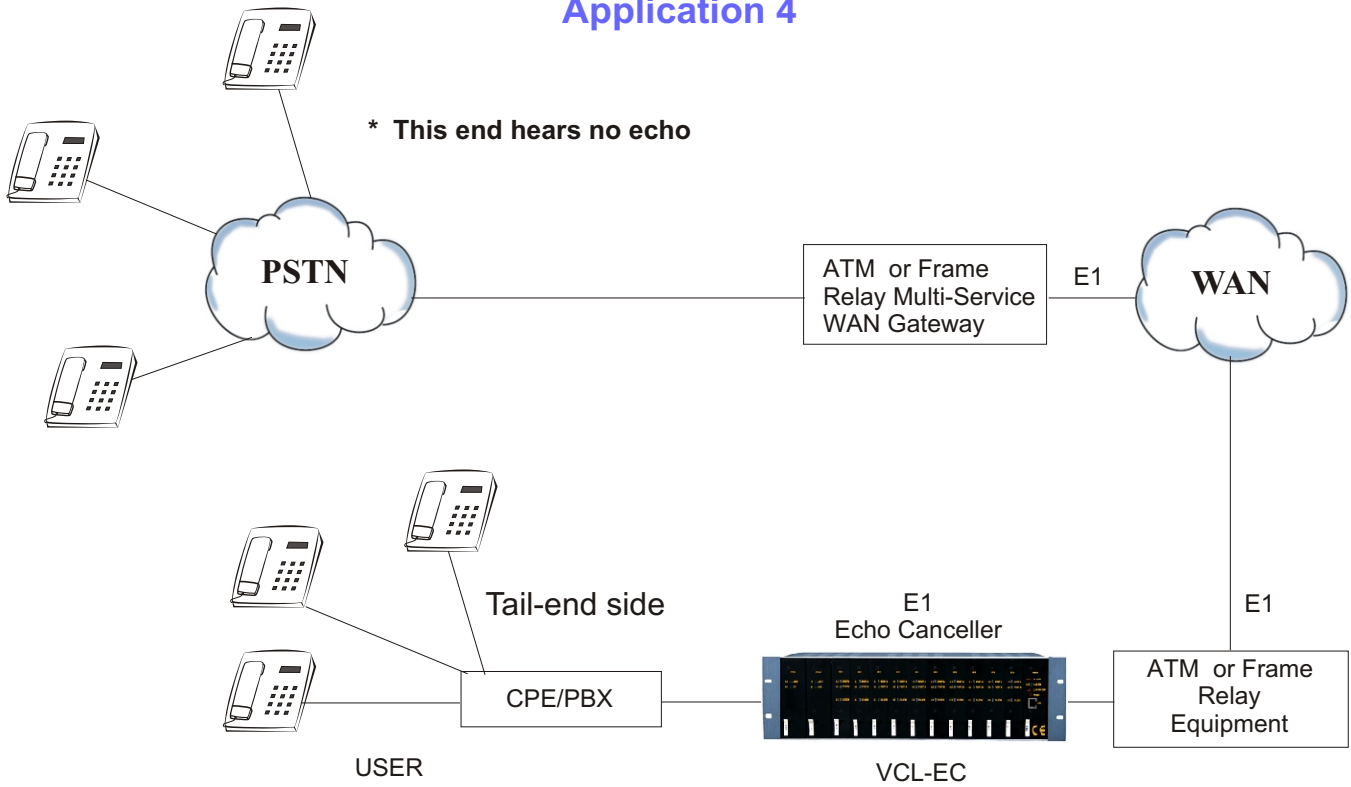
To cancel the echoes at both ends of the network with two 128ms. unidirectional echo cancellers.

Application 3



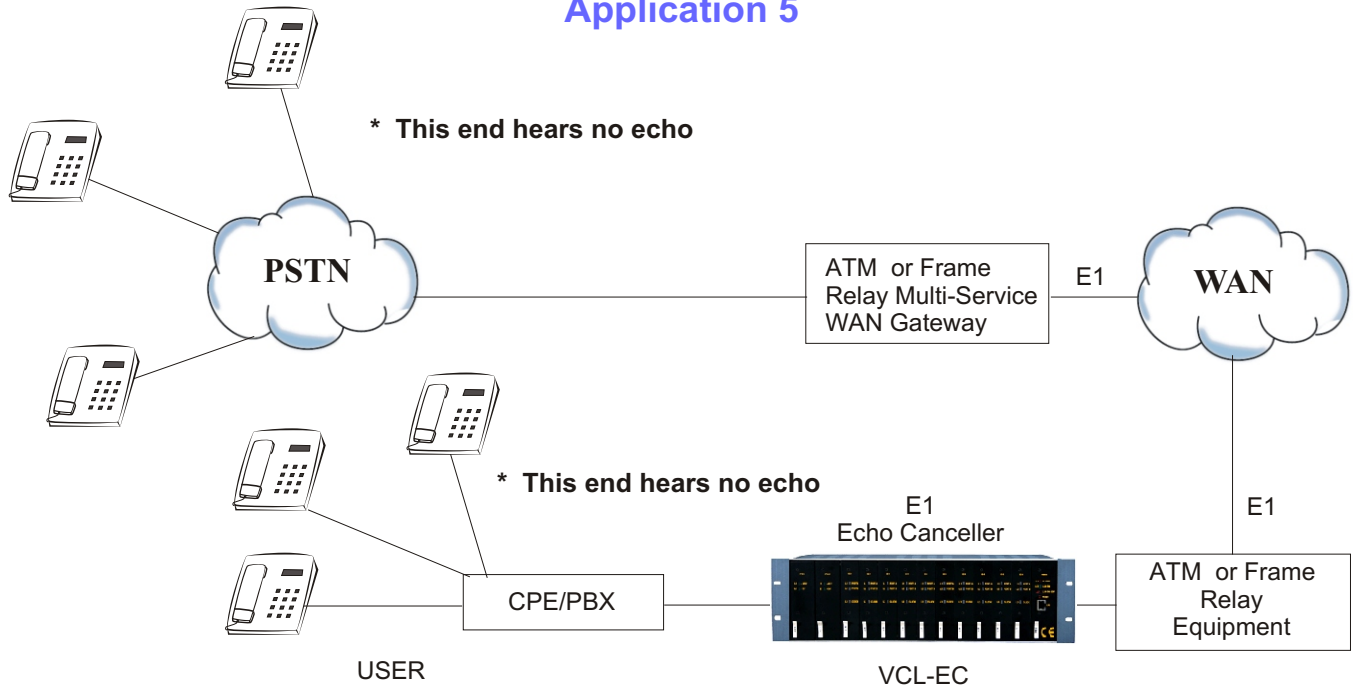
To cancel the near-end echo with one 128ms. unidirectional echo canceller.

Application 4



To cancel the far-end echo with one 128ms. unidirectional echo canceller.

Application 5

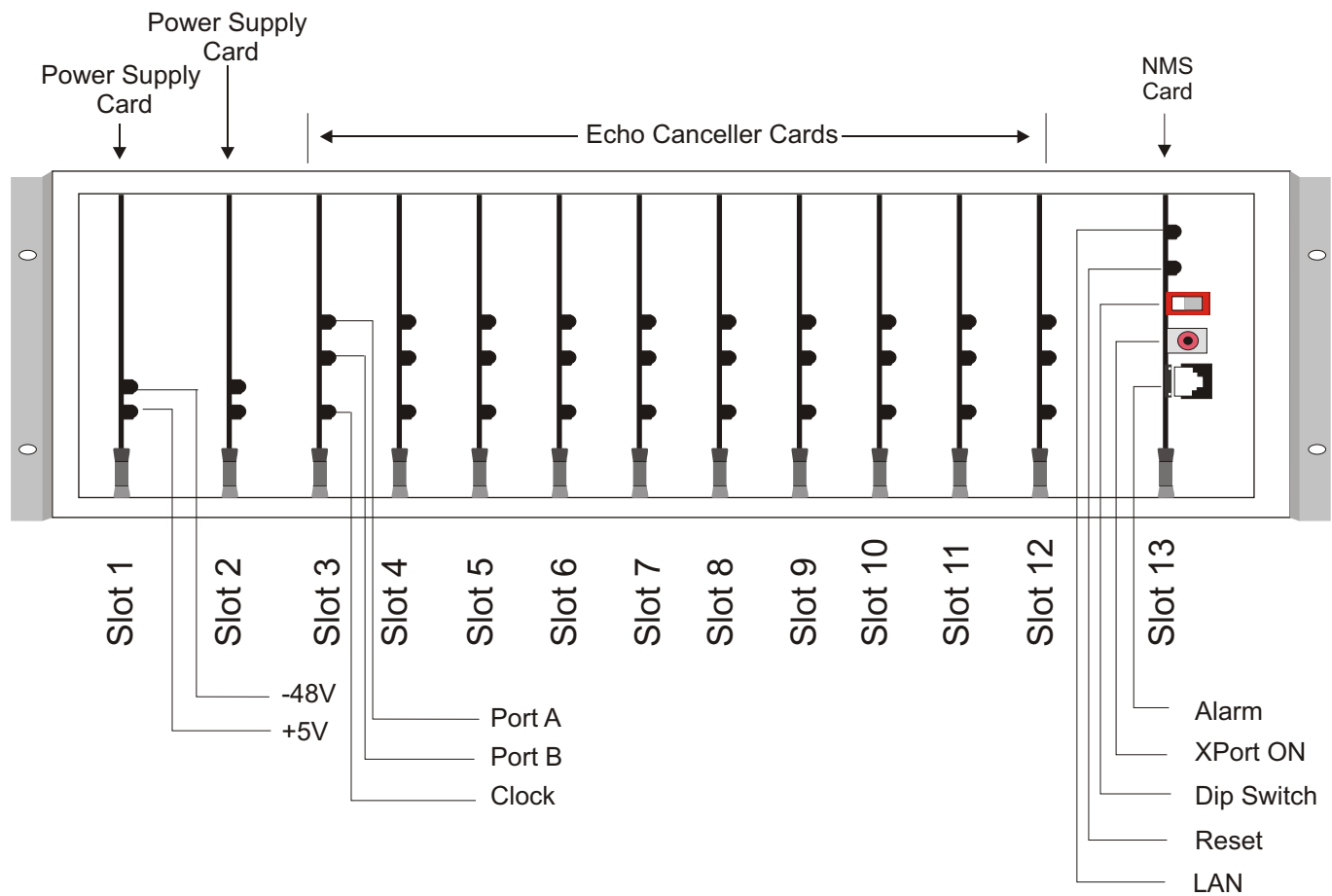


To cancel echoes at both ends of the network with one 64ms. bidirectional echo canceller.

VCL-EC, E1 Voice Echo Cancellor Shelf Description:

The VCL-EC, E1 Voice Echo Cancellor is a 3U, 19 Inch Shelf, fitted with a back plane that provides rear access of all external interfaces. The E1 interface, power input, alarm extension are all accessed from the system backplane.

**VCL-EC, E1 Voice Echo Cancellor
Front View of the Shelf**



| Front View (Left to Right) | Card Details | Orion Part No. |
|----------------------------|--|---------------------|
| Backplane/Chassis | 19-inch shelf - 3U High (sub-rack) | VCL-EC1274-120-Ohms |
| Backplane/Chassis | 19-inch shelf - 3U High (sub-rack) | VCL-EC1274-75-Ohms |
| Slot 1 | PS, Power Supply Card | VCL-EC-1295-PS |
| Slot 2 | PS, Power Supply Card (Redundant/Optional) | VCL-EC-1295-PS |
| Slot 3 to Slot 12 | EC, Echo Canceller Card (64ms/128ms Echo Cancellation) | VCL-EC-1273-E1 |
| Slot 13 | NMS Card | VCL-EC-1222-NMS |

Technical Specifications

Network Interface

| | |
|---|--|
| Number of Interfaces | 2, 1-Input (RJ-45), 1-Output (RJ-45) |
| Line Rate | E1 - 2.048 Mbps |
| Line Code | HDB3 as per ITU-T G.703, G.704 |
| Frame Structure | As per ITU-T G.704 |
| PCM Encoding Law | A-Law as per ITU-T G.711 |
| Signaling | Pass-Through Signaling protocols supported: - 30B+D PRI ISDN (Euro ISDN) signaling - 31B (31 voice channels) with out-of-band signaling - R2 CAS signaling - SS7 signaling (on any user selected time-slot) - All signaling options are User Selectable |
| PCM Sampling Rate | 8000 samples/sec |
| Bit Rate | 2048 Kbps \pm 50 ppm |
| Jitter Tolerance | As per ITU-T G.823 |
| Output Jitter | < 0.05 UI (in the frequency range of 20Hz to 100 KHz) |
| Nominal Line Impedance | 120 Ohms Balanced RJ45 |
| Peak Voltage of a mark For 120 Ohms Balanced interface | 3.0 V \pm 0.3 V |
| Peak Voltage of a space for 120 Ohms Balanced interface | 0 V \pm 0.3 V |
| Nominal Pulse Width | 244 ns |
| Pulse Mask | as per ITU (CCITT) Rec. G.703 |
| Permissible Attenuation | 6 dB at 1 Mhz |
| Return Loss at: 51.2 KHz to 102.4 KHz 102.4 KHz to 2048KHz 2048KHz to 3072 KHz | > 12dB > 18dB > 14dB |
| Loss and recovery of frame alignment | As per clause 3 of ITU (CCITT) G.732 |
| Loss and recovery of multiframe alignment | As per clause 5.2 of ITU (CCITT) G.732 |

Power Supply Specifications

| | |
|-----------------------------------|---|
| Input DC Voltage | -48V DC (nominal) |
| Range of Input Voltage | -40V to -60V DC |
| Output Voltages | +5V |
| Maximum Full Load Output Current | 10A at +5V |
| Input Voltage Reversal Protection | Provided in the Card |
| Over Current Protection | > 10A for +5V |
| Short Circuit Protection | Current limit - 10A. Recovers on removal of short |
| Under Voltage | < 4.5V |
| Over Voltage | 5.4V |
| Efficiency at Full Load | >86% |
| Ripple at Full Load | <5mVrms |
| Spike at Full Load | <50mV |

Management Port Specifications RS232 COM Port

| |
|--|
| Serial Port: 9.6Kbps (Async). ASCII / VT100 / HyperTerminal. |
| 10BaseT Ethernet: Telnet |

Clock

| | |
|------------|---------------------------------|
| Internal | (Stratum 3 level) |
| Loop-timed | Port A/Port B (User Selectable) |

Power Consumption of E1 Echo Cancellers

| Card in Use | Current (in Amps.) | Power Consumption (in Watts) |
|-----------------------------------|--------------------|------------------------------|
| Input Voltage = - 48 Volt | | |
| 1 EC Card + PSU Card + NMS Card | 0.15 | 6.0 |
| 10 EC Cards + PSU Card + NMS Card | 0.825 | 39.6 |

Echo Cancellation

| | |
|--|---|
| Echo Tail Cancellation | Up to 64ms. bidirectional/128ms. unidirectional User Selectable |
| Tone Disabler | As per ITU-T G.164, G.165 |
| ERLE (Echo Return Loss Enhancement) | >35dB (with 6dB ERL) at -10dBm0 input >65dB with NLP enabled |
| ERL (Echo Return Loss) | Selectable Levels Options: 0, 3, 6 dB |
| Transmit/Receive Levels (Programmable) | Selectable Levels Options: -12, -9, -6, -3, ,0 +3, +6, +9 |
| Comfort Noise Insertion | User Selectable - ON/OFF |
| Local Monitoring and Control | RS232 serial interface for Management through a PC COM Port |
| Remote Monitoring and Control | Ethernet (10BaseT) interface for remote LAN Management and Control |
| Local and Remote Provisioning | CLI (text commands) and GUI |
| Front Panel Indicators | <ul style="list-style-type: none"> - In SYNC/Failure - Equipment alarm - LEDs for power on/off |
| Power Supply Redundancy | Optional: -48VDC Power Supply (1+1) |
| Environmental - Operational | 0 C to 50 C |
| Humidity | 5% to 95%, non-condensing |

Management Port Specifications 10BaseT LAN Management Port (with Telnet)

| | |
|---------------------|---|
| Network Interface | RJ-45 Ethernet 10BaseT or 100BaseT-TX (auto sensing) |
| Compatibility | Ethernet Version 2.0 IEEE802.3 |
| Protocols Supported | ARP, UDP/IP, TCP/IP, Telnet, ICMP, SNMP, DHCP, BOOTP, TFTP, Auto IP, SMTP and HTTP |
| LEDs | 10Base-T & 100Base-TX Activity, Full/half duplex. |
| Management | Serial login, Telnet login, GUI (Graphical User Interface) |
| EMI Compliance | <p>Radiated and conducted emissions - complies with Class B limits of EN 55022:1998</p> <p>Direct and Indirect ESD - complies with EN55024:1998</p> <p>RF Electromagnetic Field Immunity - complies with EN55024:1998</p> <p>Electrical Fast Transient/Burst Immunity - complies with EN55024:1998</p> <p>Power Frequency Magnetic Field Immunity complies with N55024:1998</p> <p>RF Common Mode Conducted Susceptibility complies with EN55024:1998</p> |

Mechanical Specifications

| | |
|---------------|--------------------------------|
| Rack Mounting | Standard 19 Inch. DIN Rack |
| Height | 133.33 mm. |
| Depth | 292 mm. |
| Width | 482 mm. |
| Weight | 7.50 kg. (10, Echo Cancellers) |

Compliance/Regulatory

| |
|--|
| <ul style="list-style-type: none"> EMC FCC Part 15 Class 2 |
| <ul style="list-style-type: none"> Operation ETS 300 019 Class 3.2 |
| <ul style="list-style-type: none"> Storage ETS 300 019 Class 1.2 |
| <ul style="list-style-type: none"> Transportation ETS 300 019 Class 2.3 |
| <ul style="list-style-type: none"> CE |

Shelf Description

| | | |
|-------------------|---|---------------------|
| Backplane/Chassis | 19-inch shelf - 3U High (sub-rack) | VCL-EC1274-120-Ohms |
| Backplane/Chassis | 19-inch shelf - 3U High (sub-rack) | VCL-EC1274-75-Ohms |
| Slot 1 | PS, Power Supply Card | VCL-EC-1295-PS |
| Slot 2 | PS, Power Supply Card (Redundant/Optional) | VCL-EC-1295-PS |
| Slot 3 to Slot 12 | EC, Echo Canceller Card (64ms/128ms Echo Cancellation) | VCL-EC-1273-E1 |
| Slot 13 | NMS Card | VCL-EC-1222-NMS |

Technical specifications are subject to changes without notice.
 All brand name and trademarks are the property of their respective owners.
 Revision 12 - June 18, 2008

Orion Telecom Networks Inc.

16810, Avenue of Fountains,
 Suite # 108, Fountain Hills,
 AZ 85268 USA
 PH: (+1) 480-816-8672, FAX: (+1) 480-816-0115
 E-mail: sales@oriontelecom.com
 Web Site: <http://www.oriontelecom.com>