



ORION TELECOM NETWORKS INC.

100 Ohms/120 Ohms Patch Panel with Hi-Z Monitoring Port

Products Brochure & Data Sheet

ORION TELECOM NETWORKS INC.

16810, Avenue of Fountains, Suite # 108,
Fountain Hills, AZ 85268, USA

Phone: +1 (480) 816 8672

Fax: +1 (480) 816 0115

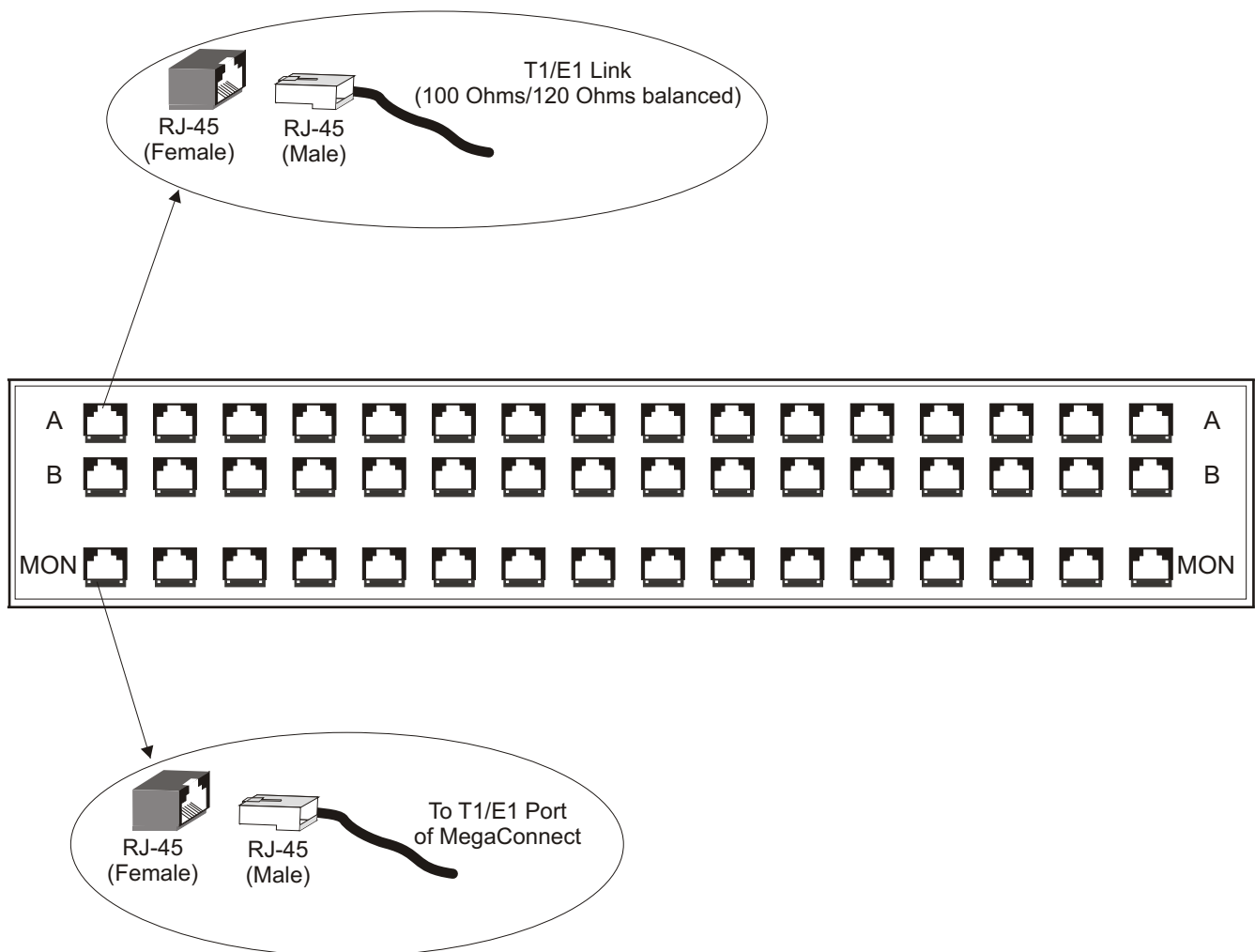
E-mail: sales@oriontelecom.com

Website: <http://www.oriontelecom.com>

100 Ohms/120 Ohms Patch Panel

**VCL 100 Ohms/120 Ohms Patch-Panel is used for
T1/E1 Monitoring Application.**

**Connecting 100 Ohms/120 Ohms Patch Panel to live
T1/E1 traffic - Monitoring Application**

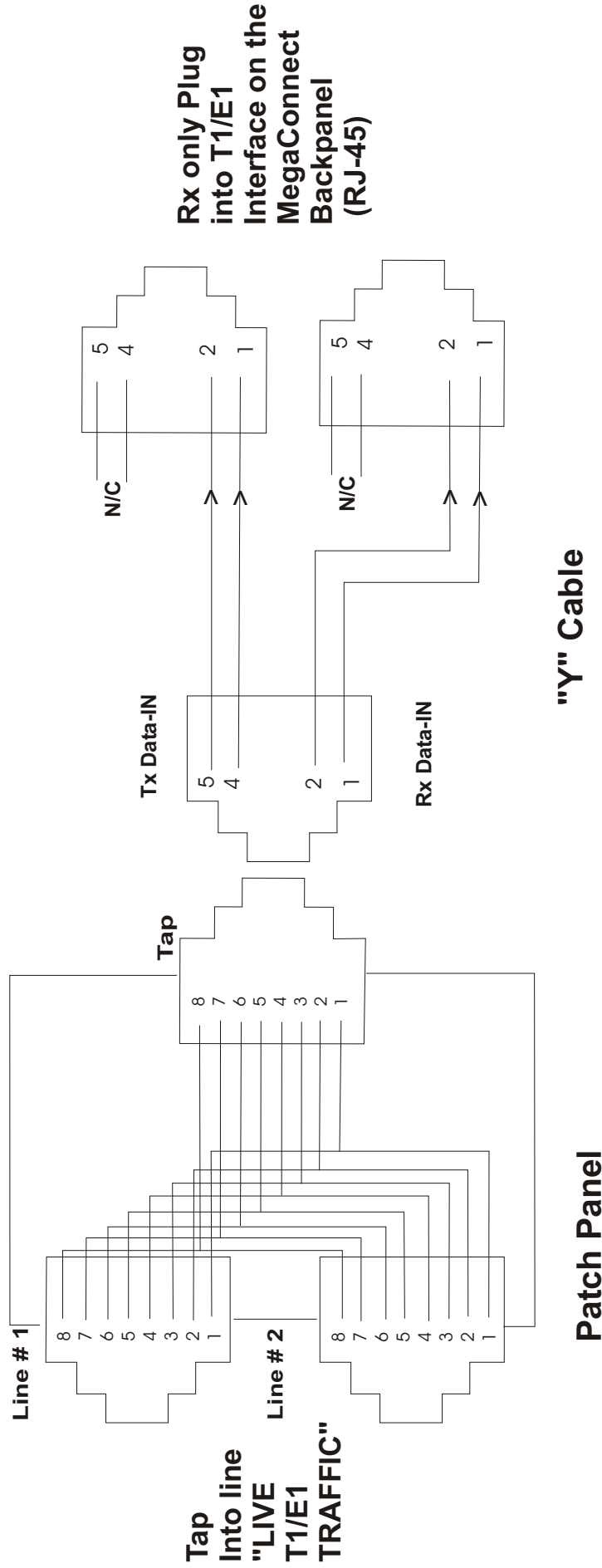


VCL 100 Ohms/120 Ohms Patch-Panel is used for T1/E1 Monitoring Application.

The RJ-45 Connectors (Row A and Row B) is used for Data IN/Data OUT from the 100 Ohms/120 Ohms T1/E1 links which are required to be monitored.

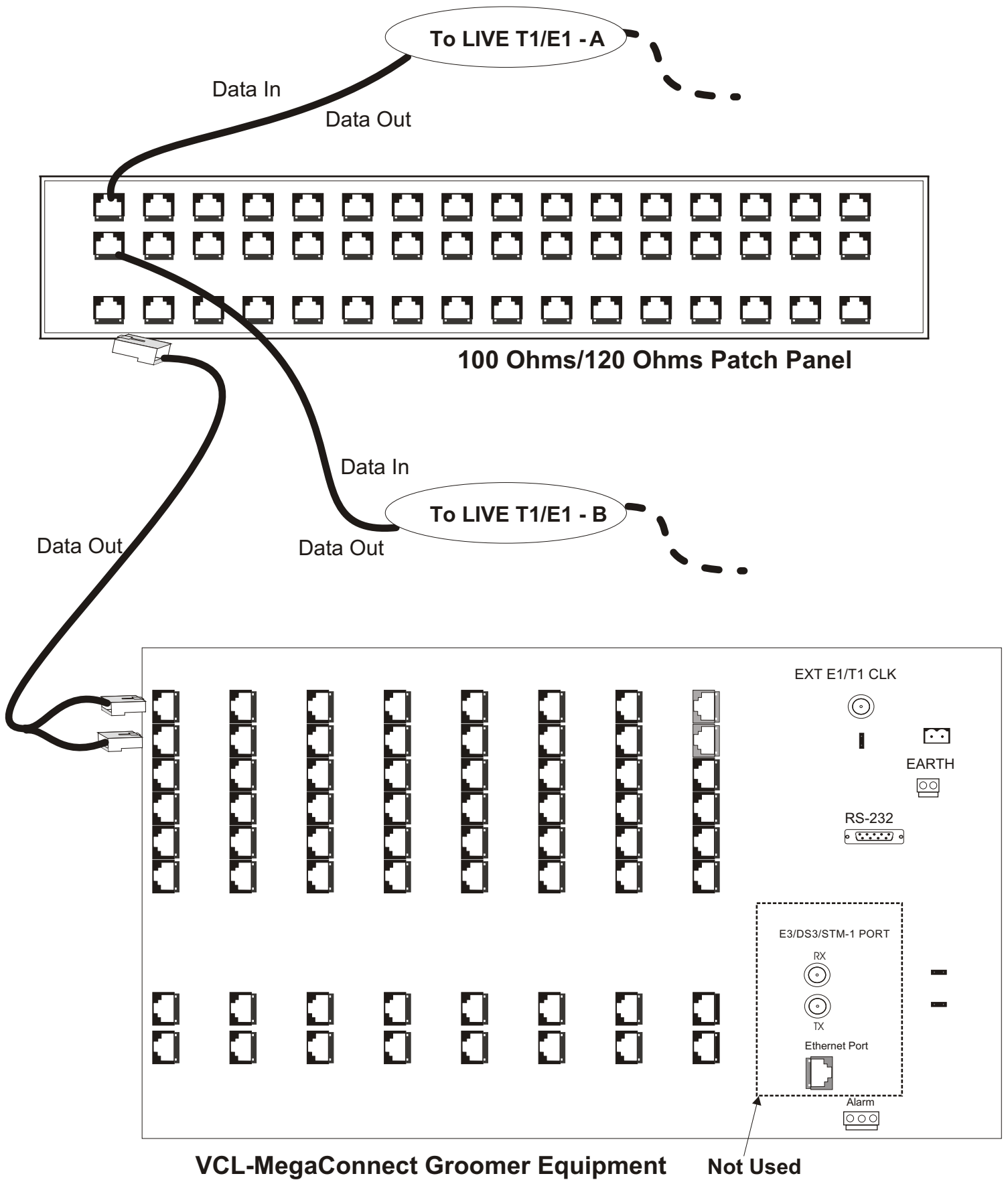
100 Ohms/120 Ohms RJ-45 (Row MON) T1/E1 of the Patch-Panel will connect to test equipment using “Y” cable. As shown in figure on next page (Page 3).

TDM T1/E1 Tap with RJ-45 Connectors



- Cross Cable changes to cross/straight (Line # 1)
- Straight Cable changes to straight/ straight (Line # 2)
- The Hi-Z (432 Ohms Series) resistive path is provided on the MegaConnect T1/E1 Interface card.

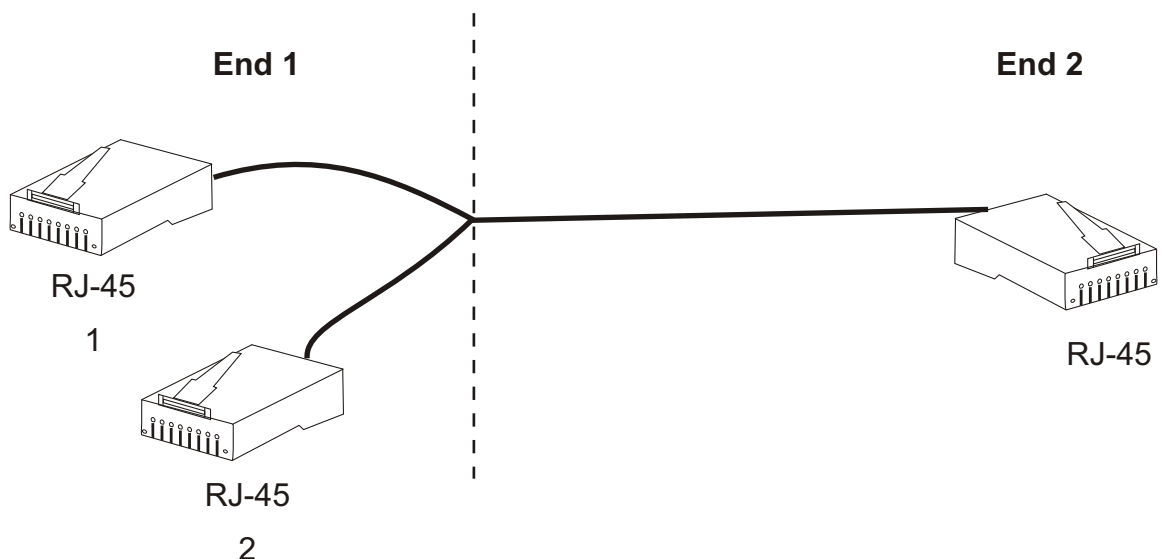
Typical Connections for 100 Ohms/120 Ohms T1/E1 Monitoring



VCL-MegaConnect Monitoring Cable

End 1	2 RJ-45M (Male)
End 2	RJ-45M (Male)
Type of cable	Twisted pair multi-strand conductor CAT 5 cable
No. of pairs	2
Diameter	24 AWG
Length	3 meters
Color of cable	Gray
Connection	As per details given below

End 1					End 2		
RJ-45 (Male) Pin #	Signal on RJ-45 (Male)	Color of sleeve	Description	Color	Signal on RJ45(Male)	RJ-45 (Male) Pin #	
RJ-45 1	1	Rx Tip	Twisted pair # 2	Blue	Rx Tip	4	
	2	Rx Ring	Twisted pair # 2	White/Blue	Rx Ring	5	
RJ-45 2	1	Rx Tip	Twisted pair # 1	White/Orange	Tx Tip	1	
	2	Rx Ring	Twisted pair # 1	Orange	Tx Ring	2	



Note:

End-2 of the RJ-45 cable should be connected to the T1/E1 that is required to be MONITORED through the 100 Ohms/120 Ohms Patch-Panel.

End-1 of the RJ-45 cable(s) should be connected to the each T1/E1 Port of the test equipment on the backplane.

Ordering Information

16 x 100 Ohms/120 Ohms Patch Panel			
S No.	Part #	Product Description	Qty
1.	VCL-1240-MP100/120	16 x 100 Ohms/120 Ohms Patch Panel	1

Mechanical Specification

Rack Mounting	Standard 19 Inch. DIN Rack
Height	133.33mm.
Depth	292mm.
Width	482mm.
Weight	2.5 kg.

Notes : _____

Revision 05 - October 16, 2006.

ORION TELECOM NETWORKS INC.

16810, Avenue of Fountains, Suite # 108,
Fountain Hills, AZ 85268, U.S.A.

Phone: +1 (480) 816 8672 **Fax:** +1 (480) 816 0115

E-mail: sales@oriontelecom.com **Website:** http://www.oriontelecom.com